

Practical Travel Guide - 501

# ISE-SHIMA and TOBA



Japan National  
Tourism Organization  
日本政府観光局



To download PDF

In collaboration with  
Tourist Information Centers in the area

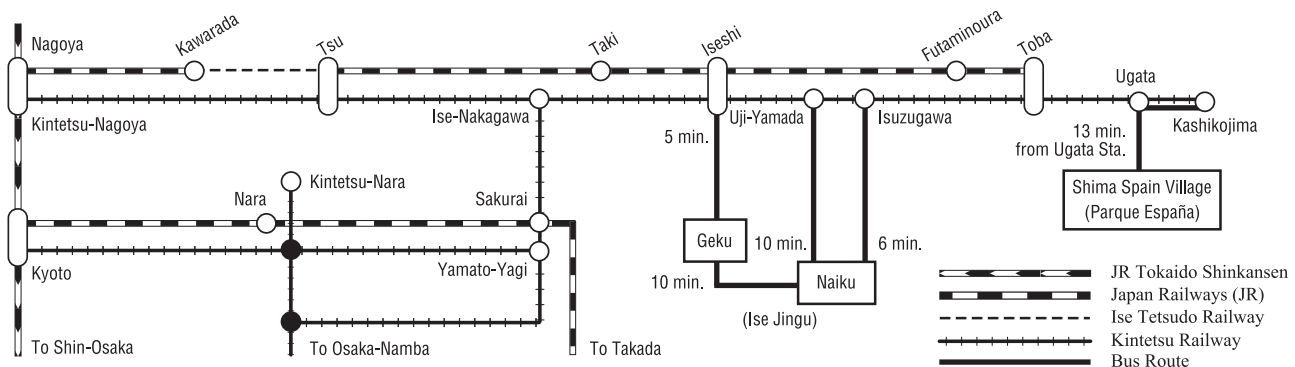


**Ise-Shima National Park** (伊勢志摩国立公園) is a sea park noted for the shrines and a pearl farm. Many interesting features can be found in the coastal area and adjoining islands, since the districts have rias coastlines marked by many narrow islets, their depth gradually diminishing as they enter inland. Ise Jingu, the

most venerated of all the Shintoism shrines in Japan, as its central feature, the park boasts of truly magnificent seascapes in exceptional length. The bays are dotted with lovely pine covered islands, while the shores are luxuriantly covered with subtropical plants.

## Transportation Network

\*Not in scale. / Major stations only.



## Access:

### By Rail

From	To	By	Approx. Travel Time	Price
Nagoya	Iseshi	Kintetsu Railway Limited Express	1 hr. 25 min.	¥ 2,770*
		JR Rapid train "Mie"	1 hr. 30 min.	¥ 2,000
	Toba	Kintetsu Railway Limited Express	1 hr. 35 min.	¥ 3,030*
		JR Rapid train "Mie"	1 hr. 45 min.	¥ 2,450
Kyoto	Iseshi	Kintetsu Railway Limited Express	2 hrs. 10 min.	¥ 3,620*
	Toba		2 hrs. 20 min.	¥ 3,890*
Osaka-Namba	Iseshi		1 hr. 50 min.	¥ 3,120*
	Toba		2 hrs.	¥ 3,650*
Toba	Kashikojima	Kintetsu Shima Line (Local)	40 min.	¥ 470

\*Fare + express charge (with seat reservation, normal season).

### By Sea

From	To	Approx. Travel Time	Price	Ticketing & Operator
Chubu* (Nagoya)	Toba Bus Center (via Iseshi Sta.)	2 hrs. 35 min. – 2 hrs. 50 min. (2 services / day)	¥ 3,500 (to Toba)	High-Speed Boat by <u>Tsu Airport Line</u> & Airport Bus by <u>Mie Kotsu</u>
	Tsu-Nagisamachi	45 min.	¥ 2,470	High-Speed Boat "Phoenix" or "Cattleya"
Tsu-Nagisamachi	Tsu Sta.	10 min.	¥ 220	Local bus
Tsu Sta.	Iseshi Sta.	40 min. / 40 min.	¥ 760 / ¥ 620	JR Line (Rapid "Mie") / Kintetsu Line (Exp.)

\*Chubu Int'l Airport (Centrair).

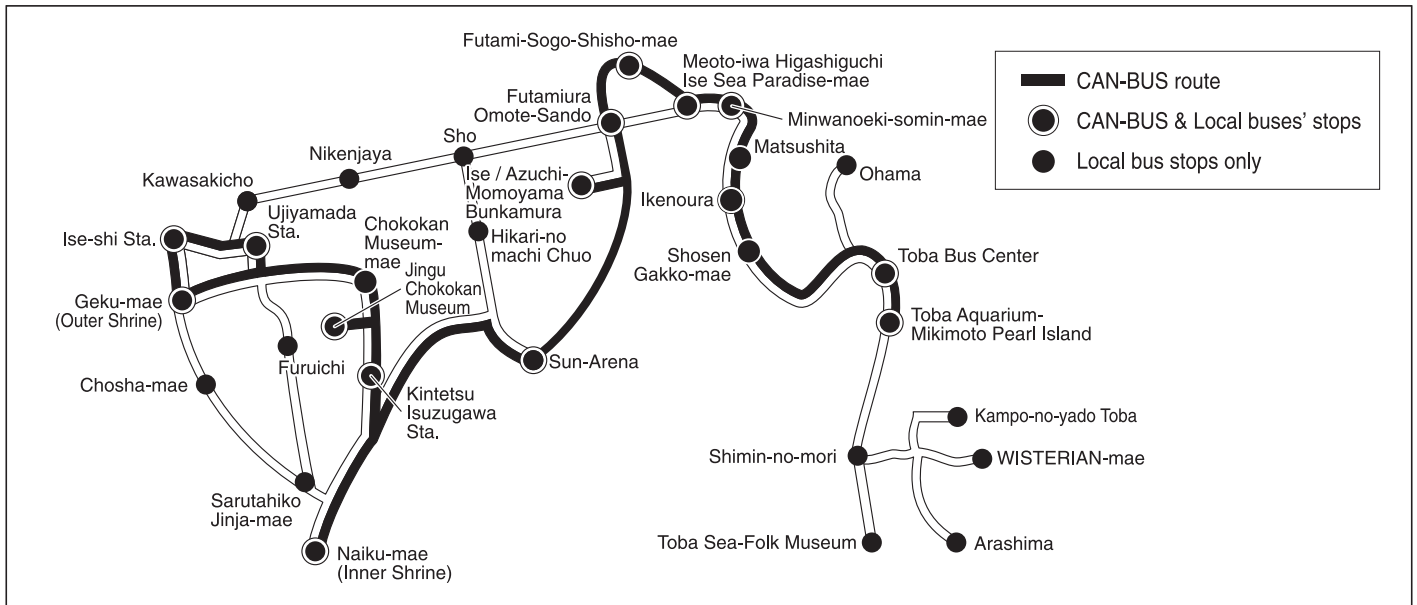
### Major Bus Routes in Ise-Shima:

- 1) Ujijamada Sta. (宇治山田駅) ..... Iseshi Sta. (伊勢市駅) ..... Geku-mae (外宮前) ..... Naiku-mae (内宮前) ¥430  
5 min. 5 min. 10 min.
- 2) Ugata Sta. (鵜方駅) ..... Shima Spain Village (Parque España) (志摩スペイン村) ¥380  
15 min.
- 3) Kashikojima Sta. (賢島駅) ..... Ugata Sta. (鵜方駅) ..... Shima Spain Village (Parque España) (志摩スペイン村) ¥380  
20 min. 15 min.

\*See p. 4 for admission and opening times.

**CAN-BUS**

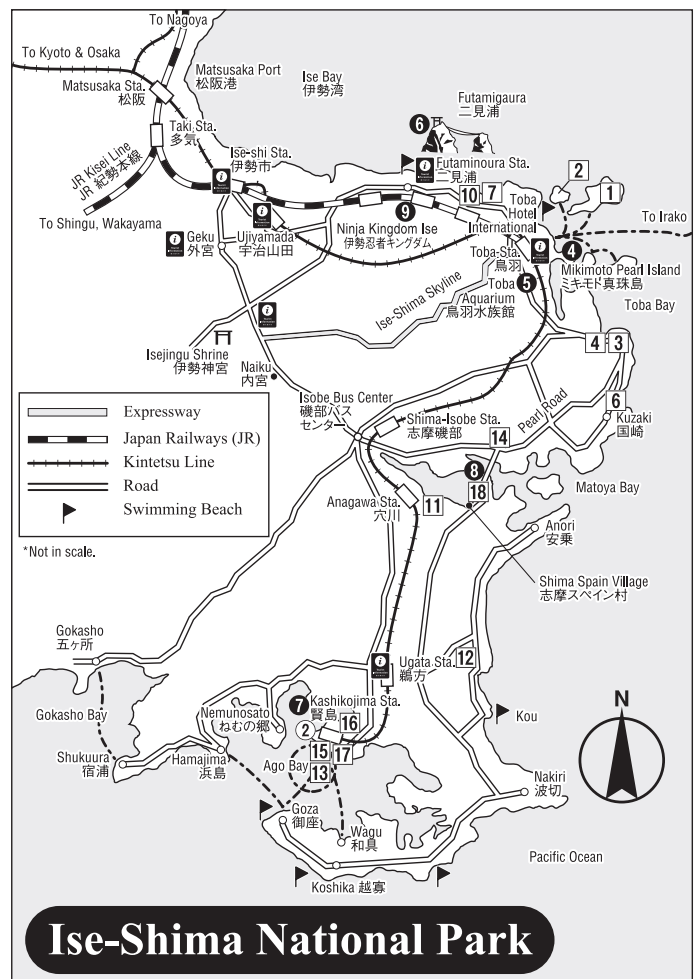
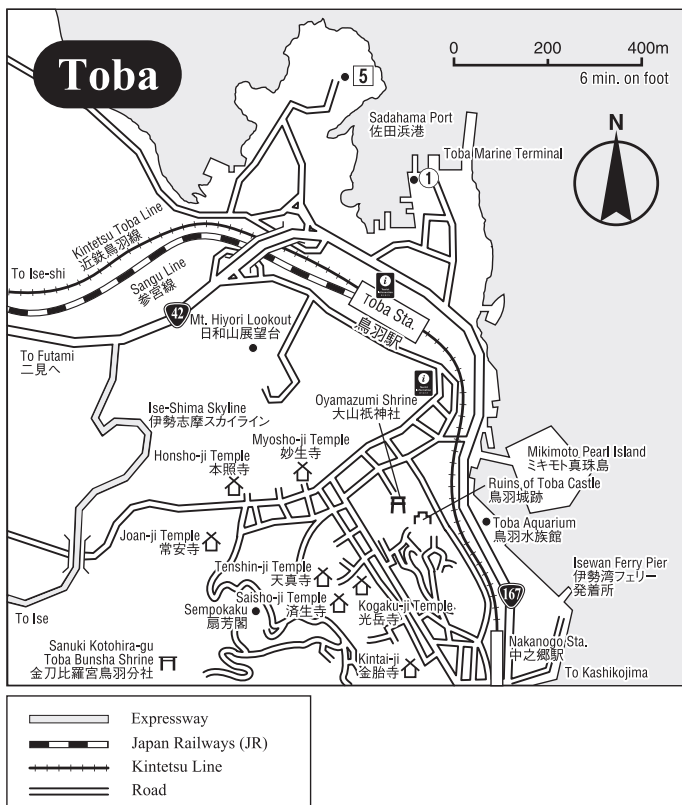
CAN-BUS, operated by Mie Kotsu, runs to major tourist spots (see the map). A 1-day pass (¥1,000), offering unlimited ride on the CAN-BUS and local buses in designated area, is convenient for visiting the following spots. The pass holders receive 10–20% discount on admission of some tourist facilities. A 2-day pass (¥2,000), suitable for visiting the Pearl Road area, is also provided.  
<http://www.sanco.co.jp/foreign/english/>



**Sightseeing Boats:**

① **Toba Bay Cruise & Dolphin Island:**  
 The cruise take approx. 1 hr. from Sadahama Port (10 min. walk from Toba Sta.) Operate: 9:00–16:00. ¥1,800. Shima Marine Leisure Tel. (0599) 25-3145

② **Kashikojima España Cruise:**  
 The cruise take 50 min. from Agowan Kashikojima Port (5 min. walk from Kashikojima Sta.) Operate: 9:30–16:30 (Mar. 21–Oct. 31), –15:30 (Nov. 1–Mar. 20). ¥1,600. Shima Marine Leisure Tel. (0599) 43-1023



① and ② correspond to those in the Sightseeing Boats list on this page  
 1 – 7, 10 – 18 correspond to those in the Accommodations list on page 4/4  
 4 – 9 correspond to those in the place of interest on page 3/4

**Ise-Shima National Park**

## Places of Interest:

**① Ise Jingu** (伊勢神宮) consists of Kotaijingu (皇大神宮) or Naiku (内宮), and Toyouke-Daijingu (豊受大神) or Geku (外宮). This Shrine, the most famous and revered in Japan, is affectionately called “Oise-san.”

Toyouke-Daijingu or Geku (豊受大神／外宮) is dedicated to Toyouke-Omikami, the Goddess of Farms, Harvest, Food and Sericulture. The shrine buildings show a peculiar combination of beauty, simplicity and purity. 5 min. walk from Ise-shi Sta. or 10 min. walk from Uji-yamada Sta.

Kotaijingu or Naiku (皇大神宮／内宮) is dedicated to the Sun Goddess, Amaterasu-Omikami. The main buildings of Naiku are considered to represent the oldest style of shrine architecture in Japan. 10 min. by bus from Uji-yamada Sta. or Ise-shi Sta. Open: Depends on shrine. Please confirm in advance.

<http://www.isejingu.or.jp/en/index.html>

**② Jingu Chokokan Museum** (神宮徴古館) displays sacred apparel and treasures that were originally offered to the God and replaced when the Shrine buildings were reconstructed in the late Meiji and early Showa periods according to the traditional rituals. Open: 9:00–16:30. Closed: Thu. & Dec. 29-31. Admission: ¥500.

**③ Oharai-machi** (おはらい町) is ambitiously replicated as a town of the Edo period when pilgrimage to Isejingu Shrine was very popular. Traditional tea shops, stores and restaurants as well as souvenir shops selling wooden toys and simple lacquer ware line the streets.

**④ Mikimoto Pearl Island** (ミキモト真珠島), 10 min. walk from Toba Sta., is a small island in Toba Harbor where Kokichi Mikimoto (1858–1954) first succeeded in producing cultured pearls. It is famous for the pearl museum and demonstrations of gathering mother-of-pearls by women divers. Open: 8:30–17:00 (hours may change depending on season). Admission: ¥1,500. Closed: 2nd Tue.–Thu. of Dec.

<http://www.mikimoto-pearl-museum.co.jp/eng/index.html>

**⑤ Toba Aquarium** (鳥羽水族館), cares for the largest variety of species (1,200) in Japan. The aquarium consists of 12 zones by each type of creatures and habitats. There are many popular exhibits including Dugong (referred to as the model of mermaids), Sea otters and Capybaras. Also, Sea lion shows and Walrus shows are held everyday. Open: 9:00–17:00 (Sep. 1–Jul. 19), 8:30–17:30 (Jul. 20–Aug. 31). Admission: ¥2500.

<https://www.aquarium.co.jp/>

**⑥ Futamigaura** (二見浦) is famous for its two rocks—Meoto-iwa (Wedded Rocks)—which serve as a Torii gate for Okitama Shinseki, a sacred rock that rests 700 meters offshore, and the Great God of the Sun. The two rocks are joined by a large straw rope. The view of the distant horizon from between the rocks at sunrise is most magnificent.

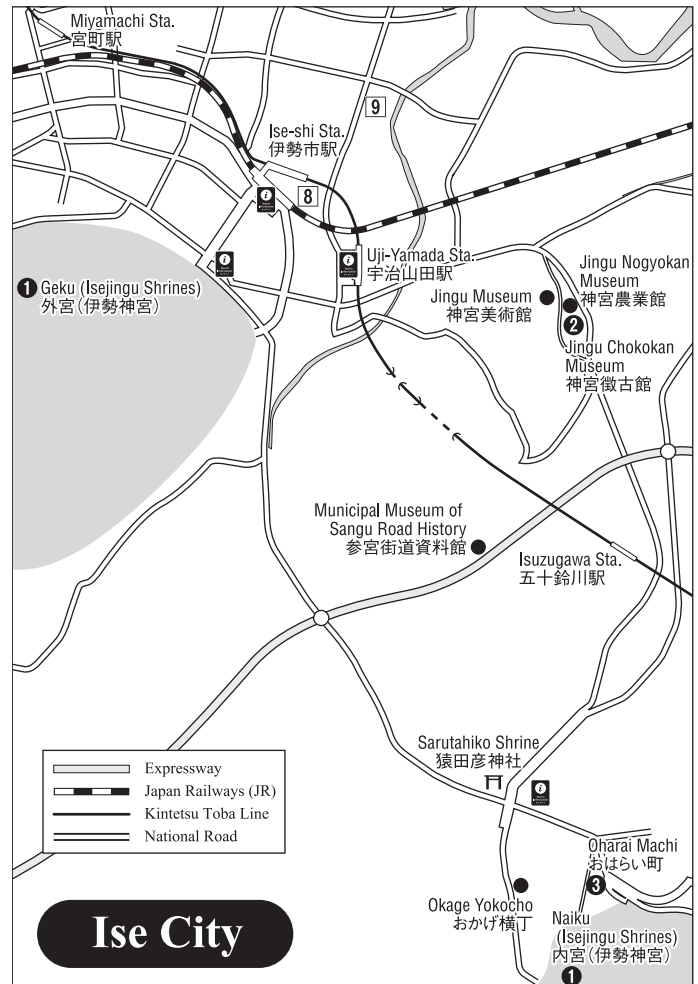
**⑦ Kashikojima** (賢島) and Ago Bay are regarded as the highlight of Ise-Shima National Park. In Ago and the neighboring bays around Kashikojima are many beds for culturing pearls. Ama (women divers) are the outstanding feature of this district.



**Goodwill Guide Groups** offer tourists from overseas local tours guided in English or other languages. The guides are registered with JNTO and display the badge shown. As they are volunteers, there is no charge for their service. You are only expected to pay for their transportation, admission to tourist facilities if you visit any and their meals if you eat with them.

**JNTO Website**

<https://www.japan.travel/en/plan/list-of-volunteer-guides/>



① – ③ correspond to those in the place of interest on this page  
⑧ – ⑨ correspond to those in the Accommodation list on page 4/4

**⑧ Parque España** (パルクエスパーニャ) is a Spanish-style theme park in Shima Spain Village. It consists of four zones: Ciudad (city), Tierra (land), Mar (sea) and Fiesta (festival). Admission: ¥5,300.

<http://www.parque-net.com/foreign/english/index.html>

**⑨ Ninja Kingdom Ise** (伊勢忍者キングダム)

The Ise Warring States Period Village offers the “Illusory Azuchi Castle”, reproduced from historical research, as well as the Rakuichi Rakuza (merchant quarters), 5 theaters, and numerous historical displays and museums to let you get a taste of culture during the civil war period in Japan. You can also enjoy performances by a skilled theater troupe. 30 min. by CAN-BUS from Ujiyamada Sta. Open: 9:00–17:00. Admission: ¥4,900.

<http://www.ise-jokamachi.jp/en/>

**Ise City Machikado (Street Corner) Museum** (伊勢まちかど博物館) is spread throughout 29 locations around the city, in various shops and personal residences, and displays private collections as well as local Ise toys, one-knife carvings, and pearls.

### [Good to know] Admission and opening times at tourist attractions:

- Last entry to the most of attractions is 30 min. before the closing time.
- In general, if their weekly closing day (most are on Mon.) falls on a national holiday, they are open on the day and are closed on the following day after the holiday(s).
- Most are closed throughout / a part of New Year holiday period (especially Dec. 29–Jan. 3).
- Please visit the official website of each place / your nearest tourist information center for the updates.

**Accommodations:**

Name of facilities	Tel.	Fax.	Room rate (¥)
<b>Toba</b>			
1 Toshijima Onsen Ryokan Suzunami (R)	(0599)37-2001	(0599)37-2858	¥¥
2 Kusuda Pension (P)	(0599)26-2857	(0599)26-2857	¥¥
3 Ijika Daiichi Hotel Kagura (H)	(0599)32-5301	(0599)32-5305	¥¥
4 Bayside Uemura (P)	(0599)32-6010	(0599)32-5774	¥¥
5 Toba Hotel International (H)	(0599)25-3121	(0599)21-0054	¥¥
6 Oyado The Earth (R)	(0599)21-8111	(0599)32-5233	¥¥¥
7 Todaya (R)	(0599)25-2500	(0599)26-2552	¥¥¥
<b>Iseshi</b>			
8 Umino-chou (R)	(0596)44-1050	(0596)42-1711	¥¥
9 Ise City Hotel (BH)	(0596)28-2111	(0596)28-1058	¥
10 Hoshidekan (R)	(0596)28-2377	(0596)27-2830	¥
<b>Futamigaura</b>			
11 Taiko-ji Youth Hostel (Y)	(0596)43-2283	(0596)43-2284	¥
<b>Shima</b>			
12 Ise-Shima Youth Hostel (Y)	(0599)55-0226	(0599)55-3319	¥
13 LOSMEN di Ishiyama (R)	(0599)52-1527	(0599)52-1240	¥
14 Marusada Ryokan (R)	(0599)57-2248	(0599)57-3097	¥¥
15 Kashikojima Park Hotel Michishio (R)	(0599)43-1067	(0599)43-5679	¥
16 Shima Kanko Hotel (H)	(0599)43-1211	(0599)43-3538	¥¥¥
17 Kashikojima Hojoen (R)	(0599)43-3624	(0599)43-5371	¥¥¥
<b>Parque España</b>			
18 Hotel Shima Spain Mura (H)	(0599)57-3500	(0599)57-3501	¥¥

**Remarks:**

1 – 18 correspond to those on the maps on page 2/4 and 3/4

H = Hotel

Rate for a twin room

¥¥¥ = more than 15,000 yen

R = Ryokan

Rate per person

¥¥ = 8,001 yen – 15,000 yen

BH = Business Hotel

Rate per person

¥ = 8,000 yen or less

M = Minshuku (family-run inn)

Rate per person

\*Standard basis rate (no meals, taxes included)

Y = Youth Hostel

Rate per person

P = Pension

Rate per person





Japan Official Travel App







**JNTO TIC (Tourist Information Center)**

TIC of Japan National Tourism Organization is your helping hand while in Japan. Its main services are providing travel information and free literature on Japan such as tourist spots, transportation, and suggesting tour itineraries, etc.

1F, Shin-Tokyo Bldg., 3-3-1 Marunouchi, Chiyoda-ku, Tokyo  
100-0005 Tel. 03-3201-3331 (in Japan)  
Open daily from 9:00 to 18:00 (Closed on Jan. 1)  
<https://www.japan.travel/en/plan/tic/>

JNTO Website: <https://www.jnto.go.jp>

All information, including transportation schedules, fares, prices and accommodation charges which is contained in this leaflet is based on data as of March 2019, and is subject to change without notice. While every effort is made to ensure the accuracy of all information, regrettably errors do occasionally occur. Therefore, you should check with organizations concerned for updated and accurate information on your chosen destination. JNTO shall not be liable for any loss or damage of whatever nature that may arise as a result, directly or indirectly, from the use of any of the information or material contained in this leaflet.

© 2019 Japan National Tourism Organization. All rights reserved. Reproduction in whole or in part without written permission is prohibited.

Printed in Japan



## TOURIST INFORMATION

### in the area

**Ise Tourist Information (JR Iseshi Sta.):**  
1-1-57 Fukiage, Ise City, Mie  
Hours: 9:00-17:30 Tel. (0596) 65-6091

**Ise tourist Information (Kintetsu Ujiyamada station):**  
2-1-43 Iwabuchi, Ise City, Mie  
Hours: 9:00-17:30 Tel. (0596) 23-9655

**Ise tourist information (Geku-mae):**  
14-6 Honmachi, Ise City, Mie  
Hours: 8:30-17:00 Tel. (0596) 23-3323

**Toba Tourist Information Center (JR & Kintetsu Toba Sta.):**  
1-8-13 Toba, Toba City, Mie  
Hours: 9:00-17:30 (-18:00 in Summer) Tel. (0599) 25-2844

**To find**  
**other Tourist Information Centers,**  
**visit <https://tic.jnto.go.jp/>**

