

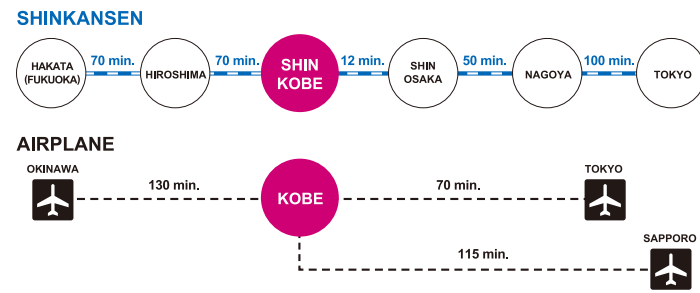
# ACCESS

Kobe is easily accessible by plane, bus, car, train and Shinkansen (bullet train), making travel from major international ports seamless.

Kobe Bay Shuttle connects Kansai Airport to Kobe Airport in just 30 mins, and a Port Liner connects Kobe Airport to Sannomiya (Central Kobe) in 18 mins. From Shin-Kobe Shinkansen station to Sannomiya is just one stop by subway. Transportation to Kobe is easy and convenient.


Within Kobe, local trains, buses and ferries depart regularly to connect you to sightseeing spots in and around the city.

Take just one train to Osaka, the historic cities of Nara and Kyoto, and other major cities such as Tokyo, Himeji, Okayama, Hiroshima, and Fukuoka. Complete your perfect holiday in Japan by connecting with Kobe.



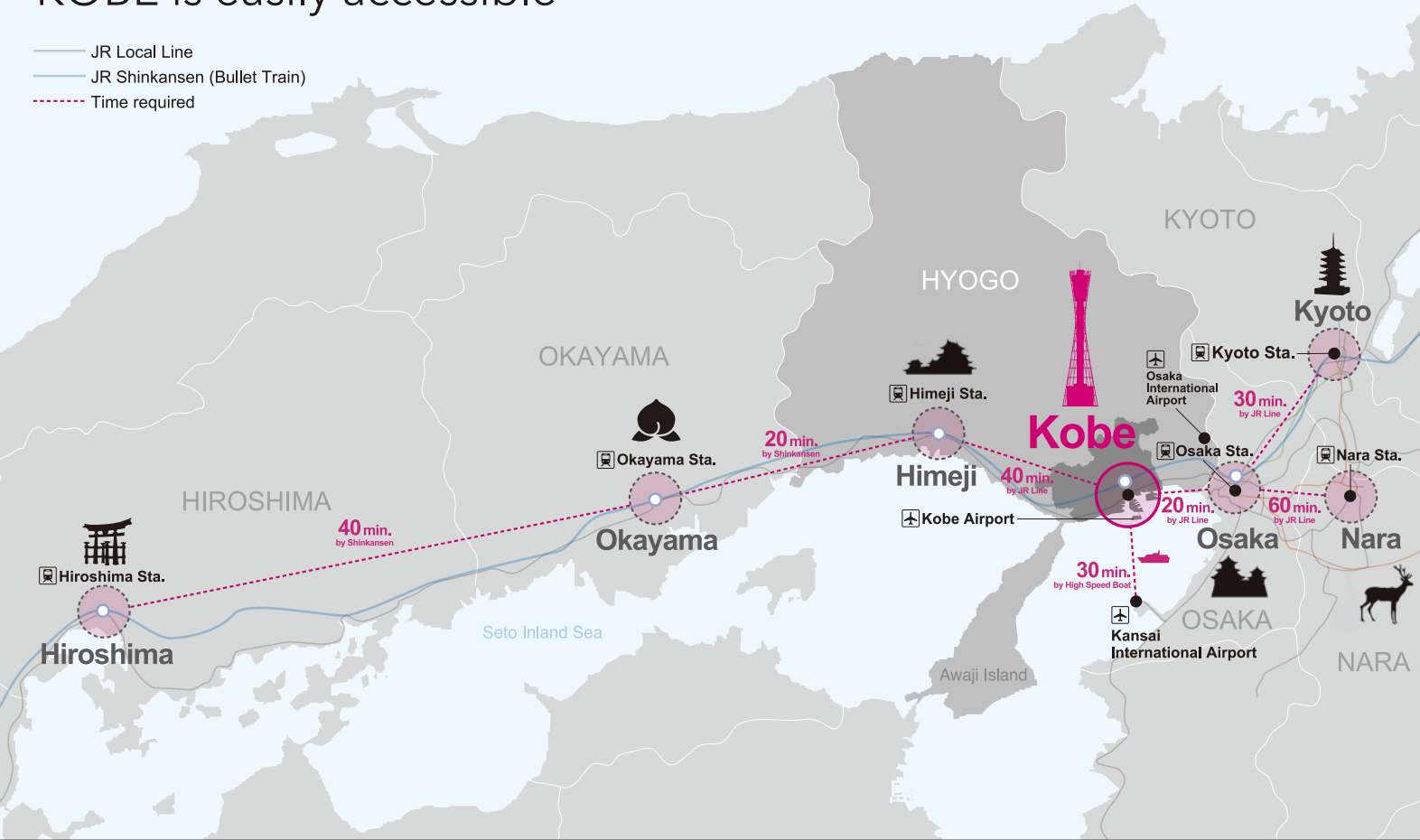
# KOBE

TOURISM GUIDE BOOK



## KOBE is easily accessible

— JR Local Line  
— JR Shinkansen (Bullet Train)  
- - - Time required



### KOBE TOURISM BUREAU

9F Sannomiya Bldg. East, 6-1-12 Goko-dori, Chuo-ku, Kobe, Hyogo 651-0087 Japan

<http://plus.feel-kobe.jp/>

Feel KOBE

Feel Kobe



Disclaimer  
All information contained in this brochure is based on data as of March 2019, and is subject to change without notice.



# FEEL KOBE

Countless unforgettable attractions await you in Kobe



Kobe is one of Japan's most famous and exciting regions with a wealth of attractions for all ages. Kobe's glittering harbor, majestic mountains, and enchanting night views impress even the most seasoned traveler, and are easily accessible for even first-time travelers.

Since opening its port in 1868, Kobe has flourished and developed in its own way, becoming the metropolis it is today. As Japan's sixth largest city, Kobe offers an abundance of museums, temples, cuisine, and attractions, providing the best of both old Japan and modern culture.

Where the seas meet the mountains, and history welcomes contemporary culture, there's plenty to discover in Kobe. Kobe's treasured nature, culture, and food await you.



# KOBE AREA MAP

**Legend**

- JR Local Line
- JR Shinkansen (Bullet Train)
- Hanshin Railway
- Municipal Subway Kaigan Line
- Municipal Subway Seishin Yamate Line
- Rokko Arima Ropeway
- Hankyu Railway
- Sanyo Dentetsu Railway
- Rokko Liner
- Rokko Cable
- Maya Cable Car
- Port Liner
- Kobe Electric Railway Arima Line
- Kobe Electric Railway Sanda Line
- Hokushinkyuko Railway
- Kobe Rapid Transit Railway



## 3 MODEL COURSE

### MODEL COURSE -1

**Feel the Nature of Mt. Rokko & Experience the Scenic Beauty of Arima**  
 <1 night 2 days>

#### DAY 1

- 10:00 Leave Shin-Kobe Station
- ↓ Take Kobe Electric Railway
- ↓ Arima Onsen (Walk & Lunch)
- ↓ Take Rokko Arima Ropeway
- ↓ Mt. Rokko (Sightseeing at Rokko Garden Terrace, Rokko Alpine Botanical Garden, and more.)
- ↓ Take Rokko Arima Ropeway
- ↓ Stay at Arima Onsen Inn (Dinner & Hot Spring)

#### DAY 2

Descend by Kobe Electric Railway to Central Kobe

### MODEL COURSE -2

**Explore Mt. Rokko & Mt. Maya**  
 <1 night 2 days>

#### DAY 1

- 10:00 Take Rokko Cable Car
- ↓ Mt. Rokko (Lunch at Tenran Café)
- ↓ Mt. Maya Tenjoji Temple
- ↓ Maya View Terrace 702
- ↓ Stay at Hôtel de Maya

#### DAY 2

Descend by Maya View Line to Central Kobe

### MODEL COURSE -3

**Enjoy Sake & Beer**  
 <1 day>

#### DAY 1

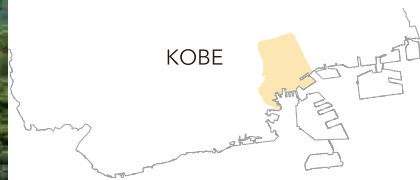
- 11:00 Shushinkan Sake Brewery
- ↓ Walk
- ↓ Kikumasa (Barreled Sake Meister Factory)
- ↓ Take Hanshin Railway
- ↓ Disaster Reduction and Human Renovation Institution
- ↓ Take Hanshin Railway
- ↓ In the Door Brewing (craft beer) in Sannomiya

Scan the QR Code to view more detailed model courses.





# CENTRAL KOBE



## CENTRAL KOBE Kitano & Shin-Kobe Area



### 1 Kobe Nunobiki Herb Gardens

There's no better way to enjoy Kobe's stunning views all year round. Picturesque views of Kobe's city and harbor and other attractions await you.

**Hours:** Vary depending on the season  
**Open all year round** (May be closed due to thunder or strong wind)  
**Price:** Adults: Round-trip 1500 yen, One-way 950 yen/Children: (Elementary and junior high school students) Round-trip 750 yen, One-way 480 yen/Pre-school children: Free  
 \*Evening Hours after 17:00 Adults: Round-trip 900 yen, Children: Round-trip 550 yen

### 2 Weathercock House

Transport yourself back a century to see how foreigners lived in Kobe. Weathercock House is a designated Important Cultural Property of Japan.

**Hours:** 9:00 - 18:00 (Last entry at 17:45)  
**Closed:** 1st Tue in Feb & Jun (or the following day if it's a national holiday)  
**Price:** Adults: 500 yen/High school students and under: Free

### 3 Moegi House

Distinct, yet elegant residence famed for its striking color and balcony views of Kobe's cityscape.

**Hours:** 9:00 - 18:00  
**Closed:** 3rd Wed and Thu in Feb  
**Price:** Adults: 350 yen/High school students and under: Free

### 4 Kitano Meister Garden

Discover all the charm of Kobe by visiting this multi-purpose facility that includes sweet shops, bakeries, various arts and crafts, workshops and much more.

**Hours:** 10:00 - 18:00  
**Closed:** Year-end and New Year holidays (12/27 - 1/2) \*Some irregular closed days  
**Price:** Free

### 5 Takenaka Carpentry Tools Museum

The only Carpentry Tools Museum in Japan, Takenaka offers a unique personal peek into the harmony and balance of Japanese woodworking.

**Hours:** 9:30 - 16:30 (Last entry at 16:00)  
**Closed:** Mondays (Open if Mon is a national holiday, then closed Tue); Year-end and New Year holidays (12/29 - 1/3)  
**Price:** Adults: 500 yen/Age 65 and over: 200 yen/High school and college students: 300 yen/Junior high school students and under: Free

### 6 Nunobiki Waterfall

A peaceful 10-minute stroll from Shin-Kobe station through Kobe's hills and forests leads you to one of Japan's "three divine waterfalls". Nunobiki Waterfall consists of 4 waterfalls, and has significant importance in Japanese art and literature. Witness tranquility and history at its finest.

## CENTRAL KOBE Sannomiya / Kyu-Kyoryuchi Area



An incredible blend of history and contemporary culture can be found right in the heart of Kobe. Kyukyoryuchi, the historic former foreign settlement; Sannomiya, a shopaholic's and foodie's paradise; Harborland and Meriken Park, with Kobe's best waterfront views; and Kitano, where the hilly northern topography allows for pristine views of Kobe. The central Kobe area entertains all visitors with its diverse and sophisticated streets.

### 7 Akashimachi

An elegant oasis situated in the heart of the Kobe's shopping district, Akashimachi is the perfect place to unwind. Relax at a cafe or take a stroll around some stunning examples of modern Western-style architecture, blended with new commercial buildings. The highlight is at night, when the buildings are illuminated, and the traditional gas lamps give it a truly romantic feel.

### 8 Tor Road

One of the most popular shopping streets in Kobe, Tor Road hosts a collection of unique, trendy and fashionable shops, restaurants and cafes.

### 9 Kobe City Museum

Kobe City Museum opened its doors in 1982. An elegant neoclassical building built in 1935 houses an impressive collection of art and relics, some of which are designated as National Treasures.

**Hours:** 10:00 - 17:00 (Last entry at 16:30), Saturdays 10:00-21:00 (Last entry at 20:30)  
**Closed:** Mondays (Open if Mon is a national holiday, then closed Tue), Year-end and New Year holidays  
**Price:** Adults: 300 yen/College students: 150 yen (Exhibition room of "History of Kobe": Free)  
 \*The museum is scheduled to be closed until Nov 1, 2019 for renovation

### 10 Pearls

Kobe, The City of Pearls. As a major port, perfectly located near the finest pearl growers, Kobe is the hub for Japan's pearl industry, as Kobe handles 80% of pearl processing and distribution. Visitors can find many examples of the world's finest pearls in Kobe.

### 11 Ikuta Shrine

One of Japan's oldest shrines, Ikuta Shrine was founded in 201, and is a serene oasis for relaxing, recharging and connecting to the spiritual heart of Kobe. Ikuta Shrine is highly regarded for its history, beauty and elegance.

**Hours:** 7:00 - 17:00  
**Open all year round**  
**Price:** Free

### 12 Kobe Beef

Experience the decadence of what is unarguably the world's most famous beef. Kobe Beef is held to incredibly high standards, as the meat must satisfy very strict requirements in order to even be called "Kobe Beef". Tasting this delicacy is often a top priority for people visiting Kobe. Visit the newly-opened Kobe Beef Gallery connected directly to Shin-Kobe Station to learn about Kobe Beef as well as taste it!

## RECOMMENDED

by Glenn Brown, UK, Business Owner

In Central Kobe, beautiful scenery, stunning views, Japanese architecture, museums, and fine dining are all within walking distance of each other. Two incredible natural attractions, Nunobiki Waterfalls and Kobe Nunobiki Herb Gardens, are located near Shin-Kobe station. Other notable spots in Central Kobe include the historical Kitano foreigners' residence area, the culturally-significant Ikuta Shrine, and Kobe's commercial and dining center with ample opportunities to shop and try some Kobe Beef.





# CENTRAL KOBE



13



CENTRAL KOBE

## Motomachi / Nankinmachi



17



17



14



15



18



20



19



22

### 17 Kobe Harborland umie and MOSAIC

With romantic views, chic stores, a mall, restaurants, and child-friendly areas and activities, umie and MOSAIC are a must-visit for all. Don't forget to check out the beautiful night illumination of Gas Light Street and the Ferris-wheel.

**Hours:** NORTH MALL Shops, Restaurants & Cafes: 10:00 - 21:00  
AEONSTYLE umie: 9:30 - 21:30  
Cinema: 8:00 - 25:00  
MOSAIC Shops: 10:00 - 20:00  
MOSAIC Restaurants & Cafes: 11:00 - 22:00  
\*Vary depending on the store  
**Open all year round**

21



### 18 BE KOBE

To celebrate the 150th anniversary of the opening of Port of Kobe, a new motto was created to embody the heart, mind and spirit of Kobe's proud, distinctive and resilient culture. Situated perfectly on the iconic waterfront, the monument is one of Kobe's best photo spots.

### 19 Kobe Port Tower

A symbol of Kobe and the world's first lattice tower, Kobe Port Tower offers stunning 360° views, both day and night, plus a fascinating walk down Kobe's memory lane. There are 5 observation floors in this beautifully red-painted icon of Kobe.

**Hours:** 9:00 - 21:00 (Last entry at 20:30)  
Dec - Feb: 9:00 ~ 19:00 (Last entry at 18:30)  
**Open all year round**  
**Price:** Adults (High school students and over): 700 yen/Children (Elementary and junior high school students): 300 yen

### 20 Kobe Anpanman Children's Museum & Mall

Fun for the whole family, the museum on the second floor transports you into the exciting world of Anpanman. The mall on the first floor has many shops and restaurants.

**Hours:** Museum: 10:00 - 18:00 (Ticket counter closes at 17:00/Mall: 10:00-19:00)  
**Closed:** Jan 1st (See website for yearly maintenance)  
**Price:** Museum Admission: 1800 yen/Mall Admission: Free

CENTRAL KOBE

## Harborland / Meriken Park

### 21 Meriken Park

This waterfront park is the perfect place to relax and take in the beautiful sights of Kobe Harbor and its surrounding area. It beautifully lights up at night to give you a romantic view of Kobe's most famous icons.

### 22 Kawasaki Good Times World

A fun look into the history and growth of both Kobe and the Kawasaki Company. Numerous activities and displays such as current and past models of motor bicycles and helicopters will entertain visitors of all ages.

**Hours:** 10:00 - 17:00 (Last entry at 16:30)  
**Closed:** Mondays (Open if Mon is a national holiday, then closed Tue)  
**Price:** Adults (High school students and over): 600 yen/Children (Elementary and junior high school students): 250 yen

### 23 Bread

Kobe has some of the Japan's best bakeries. You can find stunning examples of international bread including German, French, Danish and more, plus Japan's unique and creative twists on international bread styles.

23



16

### 13 Nankinmachi

This thriving tourist attraction welcomes hungry travelers. One of Japan's bustling Chinatowns, Nankinmachi gives you a glimpse into the historical district that helped contribute to Kobe's history, culture and international fame.

Opening days & times vary depending on the store

### 14 Chinese Cuisine

From street food and Dim Sum to Cantonese and Sichuan cuisine, Kobe is possibly the best place to experience the world's finest authentic Chinese cuisine.

### 15 Otsunakadori Street

Fascinating treasures await those who tread off the beaten path. If you are in search of unique and inspiring gifts or art and crafts, then look no further.

### 16 Sorakuen

Nestled in the heart of Kobe, yet remarkably unassuming and peaceful, Sorakuen is the perfect place to experience the serenity of an elegant Japanese garden.

**Hours:** 9:00 - 17:00 (Last entry at 16:30)  
**Closed:** Thursdays (or the following day if it's a national holiday)  
**Price:** Adults (Age 15 and over): 300 yen/Children (Elementary and junior high school students): 150 yen

## RECOMMENDED

by Betsy Linehan-Skillings, USA,  
Assistant Language Teacher

Harborland can be enjoyed by couples, shoppers, and even families. You can have a romantic date night or spend the day with friends taking photos with the sea as your background. I recommend shopping for the latest fashion in umie, buying unique crafts along the MOSAIC, and enjoying a delicious meal while looking out over the harbor. Ride the ferris-wheel or climb to the top of Kobe Port Tower to take in the incredible view!







1



Kobe Great Bridge

3



4

5



7



# KOBE ISLANDS



Port Island hosts many significant facilities such as an International Convention Center and Concert Hall, as well as entertaining facilities like Kobe Animal Kingdom, that can be enjoyed by all ages. Just South is Kobe Airport, a mere 18-minute monorail ride from Sannomiya. Meanwhile, Rokko Island's fashion and art museums create a unique international atmosphere.

2



6



## 1 Kobe Fashion Museum

Japan's first fashion museum takes you on a journey through the history of global and Japanese fashion.

**Hours:** 10:00-18:00 (Last entry at 17:30)  
**Closed:** Mondays (Open if Mon is a national holiday, then closed Tue)  
**Price:** Varies depending on the exhibition. Please inquire to the museum for details.

## 2 ASICS Sports Museum

A high-quality experience exploring the history of one of the world's most famous and popular sports brands, ASICS. Learn about the history of this brand and the sports equipment of the superstars who have endorsed it.

**Hours:** 10:00 - 17:00 (Last entry at 16:30)  
**Closed:** Sun, Mon, National Holiday, Summer time, Year-end and New Year holidays  
**Price:** Free

## 3 Kobe City Koiso Memorial Museum of Art

Dedicated to the works of renowned local artist Ryohei Koiso, this elegant museum contains Koiso's studio and examples of Koiso's exemplary work.

**Hours:** 10:00 - 17:00  
**Closed:** Mondays (Open if Mon is a national holiday, then closed Tue)  
**Price:** Adults: 200 yen/College students: 100 yen/High school students and under: Free  
 \*School ID is required.  
 \*Admission prices may vary during special exhibitions

## 4 UCC Coffee Museum

UCC Coffee Museum, the only coffee museum in Japan, is a worthy visit to learn about all things coffee. The museum belongs to UCC, the producer of the world's first canned coffee and Japan's leading manufacturer of coffee.

**Hours:** 10:00 - 17:00 (Last entry at 16:30)  
**Closed:** Mondays (Open if Mon is a national holiday, then closed Tue), Year-end and New Year holidays  
**Price:** Adults (High school students and over): 300 yen/Seniors (Age 65 and over): 150 yen  
 \*ID required/Junior high school students and under: Free

## 5 KOBE-KANSAI AIRPORT BAY SHUTTLE

Connects Kobe and Kansai Airport in just 30 mins. Provides a comfortable, affordable and scenic journey.

**Hours:** Based on time schedule  
**Open all year round**  
**Price:** Adults (Age 12 and over): 1850 -> 500 yen (One-way)/Children (Age 6-11): 930 -> 250 yen (One-way)  
 \*Only available for foreign tourists visiting Japan, Please present your passport.  
 \*Applies to foreign tourists visiting Japan from abroad under visa status of "temporary visitor".  
 \*Offer valid until Sept 30, 2019.

## 6 Kobe Animal Kingdom

An all-weather family friendly adventure awaits you. An array of exotic animals from around the world is housed here in this expansive and interactive animal paradise.

**Hours:** Weekdays: 10:00 - 17:00 (Last entry at 16:30)/Sat, Sun and National Holidays: 10:00 - 17:30 (Last entry at 17:00)  
 \*30 mins shorter opening hours during Dec - Feb  
**Closed:** Thursdays (except during Spring holidays, Golden week, Summer holidays, Year-end and New Year holidays, National holidays)  
**Price:** Adults (Junior high school students and over): 1800 yen/Elementary school students: 1000 yen/Children (Age 4 and 5): 300 yen/Seniors (Age 65 and over): 1300 yen

## 7 Kobe Airport

Kobe's airport gives you easy access to domestic flights.

**Hours:** 6:00 - 23:00  
**Open all year round**

## RECOMMENDED

by Dominic Fonde, UK, Glass Artist

Kobe Airport, Port Island and Rokko Island are Kobe's three man-made islands. All three are easily accessed via monorails and buses from Sannomiya, the center area of Kobe. When you visit Port Island, please visit Kobe Animal Kingdom. Rokko Island has three art museums, making it a true hidden gem and an essential visit for art lovers. The Kobe City Koiso Memorial Museum of Art is one of my favorite places to visit!





# NORTHERN KOBE



Just 30 mins by train from central Kobe, takes you to Arima Onsen, one of the three best hot springs in Japan. Stretching wide from East to West, Mt. Rokko and Mt. Maya offer many activities such as leisure facilities, hiking, and amazing night views.



## NORTHERN KOBE Arima Onsen

### 1 Kin-no-yu (Golden Hot Spring)

This "golden", reddish-brown hot spring contains high levels of Iron, Calcium and Salt, which is said to be good for muscle aches and the skin.

**Hours:** 8:00 - 22:00 (Last entry at 21:30)  
**Closed:** 2nd and 4th Tuesdays (or the following day if it's a national holiday); and Jan 1st.  
**Price:** Adults (Junior high school students and over): 650 yen/Children (Elementary school students): 340 yen/Infants: Free

### 2 Gin-no-yu (Silver Hot Spring)

This "silver", often clear and odorless hot spring, contains minute amounts of radium and carbonate, which is said to be very good for blood circulation.

**Hours:** 9:00 - 21:00 (Last entry at 20:30)  
**Closed:** 1st and 3rd Tuesdays (or the following day if it's a national holiday); and Jan 1st.  
**Price:** Adults (Junior high school students and over): 550 yen/Children (Elementary school students): 290 yen/Infants: Free

### 3 Arima Ningyo Fude (Doll brush)

This lovely, traditional, handmade Arima doll-brush is a must-buy souvenir. Hand-crafted in Arima, this beautiful and popular brush is said to bring luck to families, and for those wishing to have children.

### 4 Source of Arima's Hot Springs

No trip to Arima is complete without visiting one of the main sources of Arima's world famous hot spring water, called "Tenjin Sengen", sourced directly from Tenjin Shrine.

### 5 Tansan Sembei (Carbonated sweet crackers)

A specialty of Arima is this thin, sweet carbonated wafer, which has a distinct flavor and texture as it's made with Arima's carbonated spring water, and is enjoyed by all who try it.

### 6 Zuihoji Park

Famous for its fall and spring views, this park never fails to impress all year round. Just a short walk from Arima, Zuihoji Park is a must visit.

**Hours:** None determined  
**Open all year round**  
**Price:** Free

### 7 Kobe-Sanda Premium Outlets

The largest outlet mall in western Japan, Kobe-Sanda Premium outlets stocks numerous International and Japanese premium brands, as well as casual and sports wear too. There is also a great food court to energize the second half of your shopping adventure.

**Hours:** 10:00 - 20:00  
**Closed:** 3rd Thursday in Feb

## RECOMMENDED

by Paramjeet Singhprasad, Thailand, Teacher

Retail therapy at Kobe-Sanda Premium Outlets is incredibly rejuvenating. The wide ranges of boutiques often offer special promotions that make my trips immensely worthwhile. I also love the nearby Michi-no-Eki KOBE Fruit & Flower Park Ozo, which carries organic, locally-grown produce throughout the year. If you're a hot spring lover, you can't miss Arima Onsen town. Spending the day walking through the historic streets, soaking in the Golden Hot Spring, and even talking to a real Japanese Geisha - I felt like I had traveled back in time! The tranquil town was a perfect contrast to the city.



## NORTHERN KOBE Hokushin Area

### 8 Michi-no-Eki KOBE Fruit & Flower Park Ozo

An all-in-one adventure where you can dine and buy local delicacies, enjoy the amusement park, have a BBQ, and relax in a hot spring or even stay the night at the hotel.

**Hours:** 10:00 - 17:00 \* Vary depending on the facility  
**Closed:** Varies depending on the facility  
**Price:** Free

### 9 Kirin Brewery Kobe

One of the top beers in Japan, Kirin Brewery Kobe offers tours of the brewery and a chance to taste various Kirin beers from the brewery.

**Hours:** 9:20~15:40 (Last guided tour starts 15:40)  
**Closed:** Mondays (Open if Mon is a national holiday, then closed the following weekday)  
**Price:** Free



# NORTHERN KOBE



11



10



15



16



12



17

## NORTHERN KOBE Mt. Rokko & Mt. Maya



13



18



14



View from Mt. Rokko



14

### 10 Rokko Snow Park

\*Only open during Winter season

Rokko Snow Park offers a gentle slope and special areas for sledding and playing in the snow. Perfect for families, beginners or leisure skiers.

**Hours:** Skiing: 9:00 - 22:00  
Snowboarding: 16:00 - 22:00  
\*Weekdays (except Year-end and New Year holidays) 9:00 - 17:00

Snow Land (sled, snow playground) 9:00 - 17:00  
\*No closed days during the winter season

**Price:** Daytime (9:00 - 16:30, Sat, Sun, National Holidays 9:00 - 15:30)/Adults (Junior high school students and over): 2100 yen/Children (Age 3 to Elementary school students): 1050 yen  
Evening (Fri, Sat, Sun and National holidays 16:00 - 21:30)/Adults: 2600 yen/Children: 1550 yen

### 11 Rokko International Musical Box Museum

A fascinating and comprehensive collection of rare music boxes from all around the world, the Rokko International Musical Box Museum is an opportunity to marvel at the inner workings, enjoy a musical performance, or even assemble your very own.

**Hours:** 10:00 - 17:00 (Last entry at 16:20)  
**Closed:** Varies depending on the season  
**Price:** Adults (Junior high school students and over): 1030 yen  
Children (Age 4 to Elementary school students): 510 yen

### 12 Rokko Cable Car

Experience a romantic ride to the top of Mt. Rokko to enjoy panoramic views of Osaka and Kobe.

**Hours:** 7:10 - 21:10  
**Open all year round**  
**Price:** Adults (Age 12 and over): Round-trip 1080 yen/Children (Age 6 - 12): Round-trip 540 yen \*Two children aged between 1-6 can travel free per fare-paying adult.

### 14 Rokko Garden Terrace • Rokko-Shidare Observatory

Experience Kobe's panoramic view with cool modern architecture inspired by Mt. Rokko's natural elements.

**Hours:** 10:00~21:00 \*Operating hours vary in Winter. Please see the official website for details. \* Operating hours may vary due to the weather  
**Open all year round**  
**Price:** Adults (Junior high school students and over): 300 yen/Children (Age 4 to Elementary school students): 200 yen

### 13 Rokko Arima Ropeway

Enjoy 12 mins of sky travel between Arima and Mt. Rokko. A great way to experience the seasons in Kobe.

**Hours:** Weekdays in Spring & Fall: 9:30 - 17:10/Saturdays in Spring & Fall: 9:30 - 20:50 (Oct and Nov 9:30 - 20:30)/Sundays & National holidays in Spring & Fall: 9:30 - 18:10 (Nov 9:30 - 17:10)/Summer season: (July 20 - Aug 31) 9:30 - 21:30/Winter season: (Dec 1 - Mar 31) 9:30 - 17:10  
**Open all year round** \*Closed for about 2 weeks for periodical inspection in Winter.

**Price:** Adults (Age 12 and over): Round-trip 1820 yen One-way 1010 yen/Children (Age 6 - 12): Round-trip 910 yen One-way 510 yen \*20% discount for seniors (Age 65 and over)

### 15 Kobe Municipal Arboretum

One of the largest botanical gardens in Japan, Kobe Municipal Arboretum boasts over 1,200 species of trees. Many visitors enjoy the beautiful colored leaves in autumn.

**Hours:** 9:00 - 17:00 (Last entry at 16:30)  
**Closed:** Wednesdays (Open if Wed is a national holiday, then closed Thu) Open during seasonal events.  
**Price:** Adults (Age 15 and over): 300 yen  
Children (Elementary and junior high school students): 150 yen

### 16 Mt. Maya Tenjoji Temple

Built in A.D. 646, this old temple is a relaxing and spiritual place to enjoy Kobe's stunning beauty. Awaji Island can be seen from the temple grounds on a sunny day.

**Hours:** 9:00 - 17:00  
**Open all year round**  
**Price:** Free

### 17 Maya View Line (Maya Cable Car & Maya Ropeway)

A unique cable car and ropeway connecting to Mt. Maya and the foot of the mountain. Do not miss the "10 million-dollar view" at night.

**Hours:** Mon, Wed, Thu in Spring, Fall & Winter 10:00 - 17:30/Fri, Sat, Sun and National holidays in Spring & Fall: 10:00 - 20:50/Summer Season (Jul 20-Aug 31): 10:00 - 20:50/Fri, Sat, Sun and National holidays in Winter: 10:00 - 19:50

**Closed:** Tuesdays in Spring, Fall & Winter (Open if Tue is a national holiday, then closed Wed)  
\*Closed for about 2 weeks for periodical inspection in Winter.

**Price:** Adults (Age 12 and over) Round-trip: 1540 yen/One-way 880 yen  
Children (Age 6 - 12): Round-trip 770 yen/One-way 440 yen

### 18 Night Views (Mt. Maya Kikuseidai, Tenran Observatory, etc.)

Listed among the top three night views in Japan, the beautiful night view of Kobe from Kikuseidai Observatory should not be missed.

**Hours:** 7:10 - 21:00 (Tenran Observatory)  
**Open all year round**  
**Price:** Free

## RECOMMENDED

by Joost van Borndam, Netherland, 360°Camera Videographer

Mt. Maya and Mt. Rokko are my favorite places in Kobe because of the variety of running and hiking trails. The Mount Rokko Longitudinal Trail offers particularly lush nature and stunning views of Kobe. The view from Mt. Maya Kikuseidai is fantastic. Definitely take Maya Cable Car and Maya Ropeway (Maya View Line) to see the famous "ten-million-dollar" night view.







1



2



3



# EASTERN KOBE

Fancy sweets shops are gathered in this area, which is also Japan's top Sake production district. Combined with the art museums, zoo and a learning facility for disaster prevention, and more, there is lot of things to see and experience.



4



5



5

## 1 Kobe Oji Zoo

The only zoo in Japan that is home to both a giant panda and koalas. Kobe Oji Zoo has a wide variety of attractions to keep kids entertained.

**Hours:** Mar – Oct: 9:00 - 17:00 (Last entry at 16:30)/ Nov – Feb: 9:00 - 16:30 (Last entry at 16:00)  
**Closed:** Wednesdays (Open if Wed is a national holiday)  
**Price:** Adults (High school students and over): 600 yen/Junior high school students and under: Free

## 2 Hyogo Prefectural Museum of Art

Designed by famed architect Ando Tadao, this museum hosts an impressive collection of art in one of the largest galleries in Western Japan.

**Hours:** 10:00 - 18:00  
 Fri & Sat during special exhibition: 10:00 - 20:00  
**Closed:** Mondays (Open if Mon is a national holiday, then closed Tue) Year-end and New Year holidays (Dec 31st and Jan 1st)  
**Price:** Adults: 500 yen/Seniors (Age 70 and over): 250 yen/College students: 400 yen/High school students and under: Free  
 \* Admission vary on special exhibition days

## 3 Disaster Reduction and Human Renovation Institution

Opened to commemorate the Great Hanshin-Awaji Earthquake that changed Kobe City and touched the lives of all its residents. A learning facility for disaster prevention.

**Hours:** Sun, Tue – Thu: 9:30 - 17:30 (Last entry at 16:30)/ July – Sep: 9:30 - 18:00 (Last entry at 17:00)/ Fri and Sat: 9:30 - 19:00 (Last entry at 18:00)  
**Closed:** Mondays (Open if Mon is a national holiday, then closed Tue)  
**Price:** Adults: 600 yen/College students: 450 yen/Elementary, junior high and high school students: Free/Seniors (Age 70 and over): 300 yen  
 \* Free admission on the 17th of every month (or 18th if 17th falls on Monday)

## 4 Kobe Sweets (Confectioneries)

Kobe is synonymous with sweets, and here you will find some of the best bakeries, sweet makers, chocolatiers and patisseries sprinkled throughout the city. Perfect for those with a sweet tooth.

## 5 Nada's Sake

The top sake producing area in Japan, Nada is home to many of the world's best sake breweries. There are many breweries in the main 5 regions of Nada, all offering unique experiences such as museum tours, brewery tours and tasting events.

# WESTERN KOBE

The Western part of Kobe proves how interesting and diverse Kobe really is. From the rich Japanese culture in Hyogo and Nagata, the fun beaches and harbor activities in Suma, plus an outlet mall in Tarumi with a clear view of Akashi-Kaikyo Bridge, Western Kobe has a lot to offer.



2



3



1

## 1 Sobameshi

Kobe Nagata's local dish of noodles stir-fried with sauce and rice on a *teppan* warms the heart and mind. A specialty dish that was invented in this area.

## 2 Kobe Misaki Stadium

Catch a game with the most passionate and polite fans in the world. Also known as Noevir, this stadium sports a retractable roof, and is home to Vissel Kobe and Kobelco top leagues in Football and Rugby respectively. Kobe Misaki Stadium hosted the 2002 FIFA World Cup, and will host the Rugby World Cup in 2019.

**Hours:** Vary depending on the event and facility  
**Closed:** Thursdays  
**Price:** Varies depending on the event and facility

## 3 Stature of Gigantor (Tetsujin No. 28)

This 50-ton, 60-foot statue is a tribute to one of Kobe's most famous animators, Mitsuteru Yokoyama. It stands amongst a popular shopping district. A must-see for anime and comic fans worldwide.

**Open all year round**  
**Price:** Free

WESTERN KOBE

## Hyogo & Nagata

## 4 Hyogo Daibutsu (Big Buddha)

Founded in 805, the 18m tall Hyogo Daibutsu, resting in Nofukuji Temple, is one of the big 3 Big Buddha's in Japan, and well worth a visit.

**Hours:** 9:00 - 17:00  
**Open all year round**  
**Price:** Free

## RECOMMENDED

by Tamara Inaoka, Poland, Housewife/ Self-employee

If you're a fan of vintage comics like me, then you might have heard of Stature of Gigantor (Tetsujin No.28) - a tribute to a famous Kobe-born manga artist. For lunch, you must try a popular local food such as sobameshi! Kobe is also home to many nationally famous confectionary makers and sweets. And, one of my favorite spots is Kobe Oji Zoo - the only zoo in Japan where you can see both pandas and koalas.







5



7



6

# WESTERN KOBE



9

## 8 Akashi-Kaikyo Bridge

The Akashi-Kaikyo Bridge is the longest suspension bridge in the world. Marvel from the shoreline as you watch the sunset and 1,084 lights illuminate this stunningly beautiful bridge.

**Hours:** Weekdays: Sunset - 23:00/Sat, Sun, National holidays and Special days: Sunset - 24:00  
**Open all year round**  
**Price:** Free

## 9 Bridge World Tour

See how the world's longest suspension bridge was built and ascend 300 meters to enjoy 360° views of Kobe.

**Hours:** Morning: 9:30~12:10/Afternoon: 13:30~16:10 \*Must book in advance (Participants must be Junior high school students or over. Junior high school students must be accompanied by an adult.)  
**Tour Date:** Thu - Sun and National Holidays in Apr - Nov  
**Price:** Adults: 3000 yen/Junior high school students: 1500 yen

## 10 Suma Rikyu Park

Modeled after the Palace of Versailles, Suma Rikyu Park was built to honor the imperial wedding. Lovely roses provide captivating beauty and seasonal flowers entertain you all year round.

**Hours:** 9:00 - 17:00 (Last entry by 16:30)  
\*May vary with events  
**Closed:** Thursdays (Open if Thu is a national holiday, then closed Fri) Year-end and New Year holidays (12/29- 1/3)  
**Price:** Age 15 and over (except Junior high school students): 400 yen/Elementary and junior high school students: 200 yen

## 11 Sumaura Park

An area rich in nature and history, as well as a popular cherry blossom viewing spot with over 3,200 cherry trees, there are plenty of attractions for people of all ages, including hiking courses, an amusement park and Kobe's beautiful coastline scenery.

**Open all year round**  
**Price:** Free

## 5 Mitsui Outlet Park Marine Pia Kobe

Located on the waterfront with 140 international and Japanese brand-name shops, allowing you to shop and dine in comfort and style, with a great view of the Akashi-Kaikyo Bridge.

**Hours:** Factory Outlet: 10:00 - 20:00/Sea port restaurants 11:00 - 22:00 \*Vary depending on the store  
**Closed:** Irregular days

## 6 Sumadera Temple

Erected in 886, this stunning temple and garden await you at this memorial to the Gempei War. There is also a treasure hall to view ancient artifacts and historical representations of warfare.

**Hours:** 8:30 - 17:00  
**Open all year round**  
**Price:** Free

## 7 Suma Aqualife Park

A beachfront aquarium with additional attractions for both kids and adults.

**Hours:** 9:00 - 17:00 \*Longer hours in the summer  
**Closed:** Wednesdays between Dec - Feb (Open Year-end and New Year holidays, National holidays)  
\*Open daily in Mar - Nov  
**Price:** Adults (Age 18 and over): 1300 yen/Ages 15 - 17: 800 yen/Children (Elementary and junior high school students): 500 yen/Infants: Free

## 12 Taisanji Temple

Taisanji Temple is the only National Treasure of Japan located in Kobe. Do not miss this stunning example of ancient architectural methods and intriguing history.

**Hours:** 8:30 - 17:00 (Dec - Feb: 8:00 - 16:30)  
**Open all year round**  
**Price:** 300yen

## 13 Kobe Winery

Visit the vineyards of Kobe Winery and enjoy some locally made luxurious wine. There is even a BBQ area, an official tour, and a wine shop to pick up a souvenir or two!

**Hours:** 9:00 - 17:00  
**Closed:** Year-end and New Year holidays, and for occasional inspections  
**Price:** Free

## 14 Glicopia Kobe

A unique, yet fun and interesting tour, takes you through the factory that produces Pocky, a favorite treat in Japan, as well as rest of the world. A fun day out for young and old immersed in the world of confectionaries.

**Hours:** 9:00 - 16:30/Tours: 10:00\*, 11:00-, 13:00\*, 14:00-, 15:00-  
(5 times a day, \* Optional tour available with fee)  
**Closed:** Fridays, during Bon holidays, Year-end and New Year holidays, Factory maintenance day  
**Price:** Free (Optional tour available with fee)



12



13



14

## WESTERN KOBE Seishin Area



14

## RECOMMENDED

by Sophie Lutz, USA, Assistant Language Teacher

The West side of Kobe is full of interesting places. My favorite place is Suma area. Suma Aqualife Park a beachfront aquarium that's home to penguins, dolphins, and many types of fish. Suma Rikyu Park has beautiful botanical and rose gardens, an impressive courtyard, fountains and other seasonal flowers. Lastly, I recommend Mitsui Outlet Park Marine Pia Kobe, which is located right next to the ocean and offers great views of the famous Akashi-Kaikyo Bridge.

